



**Nursery and reception**

# Calculation policy

Earlsmead Primary has reviewed and adopted the White Rose curriculum policies.

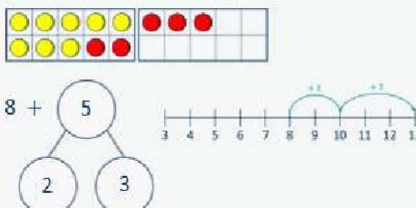
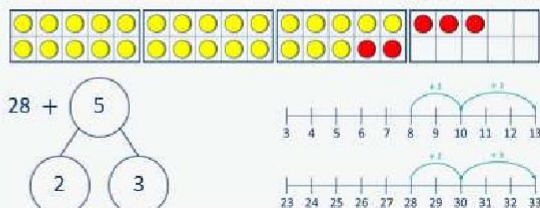
# Guidance for teachers

The calculation policy is divided into four sections: addition, subtraction, multiplication and division. At the start of each section, you will find an overview of the progression of skills. Calculations involving decimal numbers and fractions are included.

The calculation policy follows the same concrete, pictorial, abstract approach as our main schemes of learning. Where appropriate, sentence stems and key questions are included alongside the key representations.

Where skills are divided into more than one section across the page, there is a progression in the level of difficulty from left to right.







For example, when adding across a 10, children need to be able to add across 10 itself, before making links with related facts.

<p><b>Add across a 10</b></p> <p>Partition the number you are adding to make a full ten.</p>	<p>... can be partitioned into ... and ...</p> 	<p>I add ... to get to ... then I add ...</p> $8 + 5 = 13$ $28 + 5 = 33$ 
--	--	---


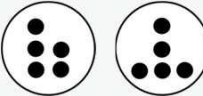


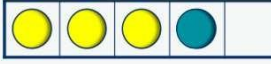
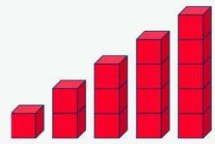
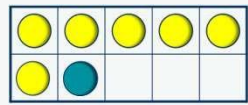

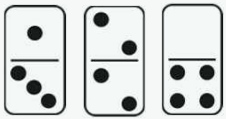



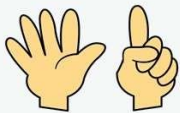

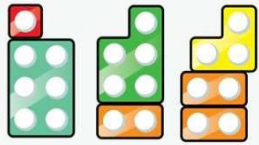
# Progression of skills – Addition

Nursery	Reception
<ul style="list-style-type: none"><li>· Subitise to 3</li><li>· Count how many</li><li>· Make numbers to 5</li><li>· Add 1 more (through songs and rhymes)</li></ul>	<ul style="list-style-type: none"><li>· Conceptually subitise to 5</li><li>· 1 more</li><li>· Notice the composition of numbers within 10</li><li>· Combine 2 groups</li><li>· Add more</li></ul>

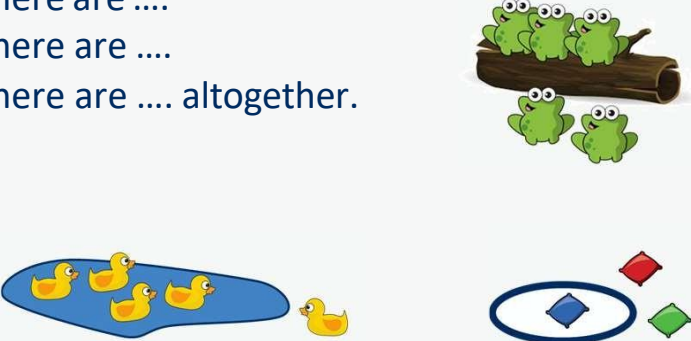
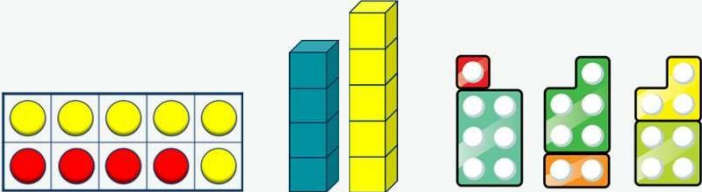


# Addition

<p><b>Nursery</b></p>	<ul style="list-style-type: none"> <li>Begin to have an understanding of numbers to 5</li> <li>We recommend focusing on noticing and representing small quantities, perceptual subitising and counting.</li> </ul>	
<p><b>Progression of skills</b></p>	<p><b>Key representations</b></p>	
<p><b>Subitise to 3</b></p> <p>Instantly see how many.</p>	<p>How many do you see?</p> 	
<p><b>Count how many</b></p> <p>Begin to count objects using 1-1 correspondence.</p>	<p>How many are there?</p> <p>1 2 3 4 5</p> 	<p>Count out ... from a larger group. E.g. Collect 3 beanbags for a game.</p> 
<p><b>Make numbers to 5</b></p> <p>Start by showing 1, 2 and 3 using fingers.</p>	<p>Show me...</p> 	<p>Begin to link numerals to quantities.</p> 
<p><b>Add 1 more</b></p> <p>Through stories, songs and rhymes.</p>	<p>How many do I have now?</p> 	

# Addition

<p><b>Reception</b></p>	<ul style="list-style-type: none"> <li>Have a deep understanding of numbers to 10, including the composition of each number.</li> <li>Subitise (recognise quantities without counting) up to 5</li> <li>Automatically recall (without reference to rhymes, counting or other aids) number bonds up to 5 and some number bonds to 10, including double facts.</li> </ul>	
<p><b>Progression of skills</b></p>	<p><b>Key representations</b></p>	
<p><b>Conceptually subitise to 5</b></p> <p>Notice the parts that make up the whole.</p>	<p>What do you see? How do you see it?</p>     	
<p><b>1 more</b></p> <p>Continue to link to stories, songs and rhymes.</p>	<p>1 more than ... is ...</p>   	
<p><b>Notice the composition of numbers within 10</b></p> <p>Link to stories, songs and rhymes.</p>	<p>How many...? How many...? How many altogether?</p>    	<p>How many ways can you make...?</p>   







# Addition

Progression of skills	Key representations	
<p><b>Combine 2 groups</b></p> <p>2 groups are combined to find the total.</p>	<p>There are .... There are .... There are .... altogether.</p> 	<p>.... and .... make ....</p> 
<p><b>Add more</b></p> <p>A quantity is increased.</p>	<p>First... Then.... Now....</p> 	<p>I have .... I add .... more. Now I have....</p> 








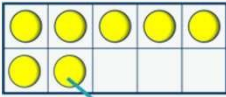
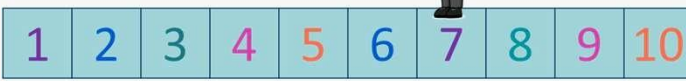





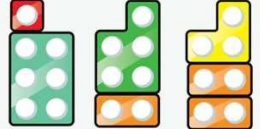
# Progression of skills – Subtraction

Nursery	Reception
<ul style="list-style-type: none"><li>▪ Subitise to 3</li><li>▪ Count how many</li><li>▪ Make numbers to 5</li><li>▪ Take 1 away (through songs and rhymes)</li></ul>	<ul style="list-style-type: none"><li>▪ Conceptually subitise to 5</li><li>▪ 1 less</li><li>▪ Notice the composition of numbers within 10</li><li>▪ Partition</li><li>▪ Take away</li></ul>

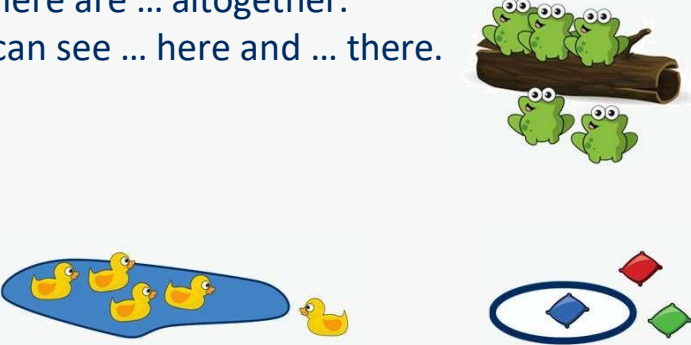
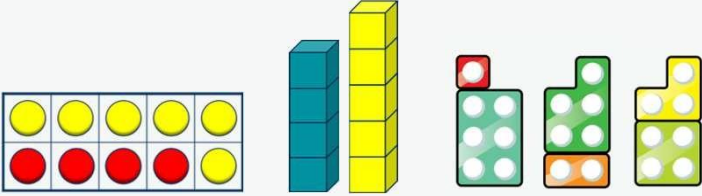

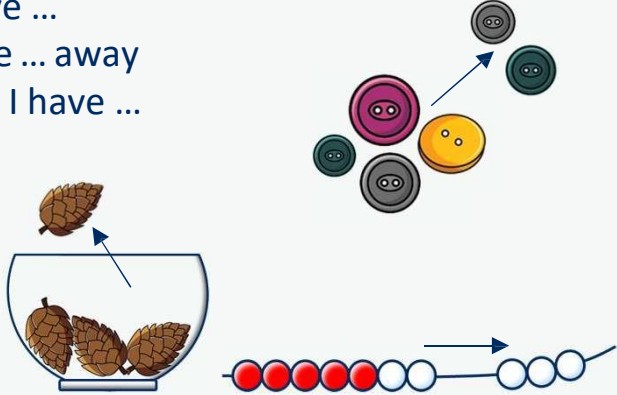
# Subtraction

<p><b>Nursery</b></p>	<ul style="list-style-type: none"> <li>Begin to have an understanding of numbers to 5</li> <li>We recommend focusing on noticing and representing small quantities, perceptual subitising and counting.</li> </ul>	
<p><b>Progression of skills</b></p>	<p><b>Key representations</b></p>	
<p><b>Subitise to 3</b></p> <p>Instantly see how many.</p>	<p>How many do you see?</p> 	
<p><b>Count how many</b></p> <p>Begin to count objects using 1-1 correspondence.</p>	<p>How many are there?</p> <p>1 2 3 4 5</p> 	<p>Count out ... from a larger group. E.g. Collect a cup for everyone at the table.</p> 
<p><b>Make numbers to 5</b></p> <p>Start by showing 1, 2 and 3 using fingers.</p>	<p>Show me...</p> 	<p>Begin to link numerals to quantities.</p> 
<p><b>Take 1 away</b></p> <p>Through stories, songs and rhymes.</p>	<p>How many do we have now?</p> 	

# Subtraction

<p><b>Reception</b></p>	<ul style="list-style-type: none"> <li>Have a deep understanding of number to 10, including the composition of each number.</li> <li>Subitise (recognise quantities without counting) up to 5</li> <li>Automatically recall (without reference to rhymes, counting or other aids) number bonds up to 5 (and some subtraction facts) and some number bonds to 10, including double facts.</li> </ul>	
<p><b>Progression of skills</b></p>	<p><b>Key representations</b></p>	
<p><b>Conceptually subitise to 5</b></p> <p>Notice the parts that make up the whole.</p>	<p>What do you see? How do you see it?</p>     	
<p><b>1 less</b></p> <p>Continue to link to stories, songs and rhymes.</p>	<p>1 less than ... is ...</p>    	
<p><b>Notice the composition of numbers within 10</b></p> <p>Link to stories, songs and rhymes.</p>	<p>How many...? How many...? How many altogether?</p>   	<p>How many ways can you make...?</p>   



# Subtraction

Progression of skills	Key representations	
<p><b>Partition</b></p> <p>Using objects, explore different ways to partition a number into 2 or more parts.</p>	<p>There are ... altogether. I can see ... here and ... there.</p> 	<p>... and ... make ...</p> 
<p><b>Take away</b></p> <p>A quantity is reduced.</p>	<p>First... Then... Now...</p> 	<p>I have ... I take ... away Now I have ...</p> 

# Progression of skills – Multiplication

Nursery	Reception
<ul style="list-style-type: none"><li>Continue with counting and subitising skills as a foundation for later work on equal groups. (see addition and subtraction sections)</li></ul>	<ul style="list-style-type: none"><li>Double to 10</li><li>Make equal groups</li></ul>


# Multiplication

<p><b>Reception</b></p>	<ul style="list-style-type: none"> <li>Have a deep understanding of number to 10, including the composition of each number.</li> <li>Subitise (recognise quantities without counting) up to 5</li> <li>Automatically recall (without reference to rhymes, counting or other aids) number bonds up to 5 and some number bonds to 10, including double facts.</li> <li>Explore and represent patterns within numbers up to 10, including evens and odds, double facts and how quantities can be distributed equally.</li> </ul>
<p><b>Progression of skills</b></p>	<p><b>Key representations</b></p>
<p><b>Double to 10</b></p> <p>Prompt children to notice that double means twice as many and to notice that there are two equal groups.</p>	<p>Double ... is ... ... is double ...</p> 
<p><b>Make equal groups</b></p> <p>Provide opportunities to make equal groups when tidying up or during snack time. Encourage children to check that each group has the same amount.</p>	<p>There are ... groups of ... There are ... altogether.</p> 

# Progression of skills – Division

Nursery	Reception
<ul style="list-style-type: none"><li>Continue with counting and subitising skills as a foundation for later work on equal groups. (see addition and subtraction sections)</li></ul>	<ul style="list-style-type: none"><li>Sharing</li><li>Grouping</li></ul>

# Division

<p><b>Reception</b></p>	<ul style="list-style-type: none"> <li>Have a deep understanding of number to 10, including the composition of each number.</li> <li>Subitise (recognise quantities without counting) up to 5</li> <li>Automatically recall (without reference to rhymes, counting or other aids) number bonds up to 5 and some number bonds to 10, including double facts.</li> <li>Explore and represent patterns within numbers up to 10, including evens and odds, double facts and how quantities can be distributed equally.</li> </ul>
<p><b>Progression of skills</b></p>	<p><b>Key representations</b></p>
<p><b>Sharing</b></p> <p>Provide practical activities such as sharing items during snack time. Encourage children to check whether items have been shared fairly (equally).</p>	<p>There are ... altogether. They are shared equally between ... groups.</p> 
<p><b>Grouping</b></p> <p>Provide opportunities to make equal groups when tidying up or during snack time. Encourage children to check that each group has the same amount.</p>	<p>There are ... groups of ... There are ... altogether.</p> 